



POWERWHITE LV LINEAR MODULES



FEATURES / BENEFITS

- ▲ Fully modular linear arrays of ultra high brightness LEDs
- ▲ Utilizes the latest 80+ lumen LUXEON® Rebel™ LEDs for cool white, 70+ lumen for neutral white & 50+ lumen for warm white
- ▲ Onboard 350mA constant current driver runs off low voltage input
- ▲ ETL listed to UL2108 standards
- ▲ Choice of color temperatures & optical patterns
- ▲ >70% lumen maintenance @ 50,000 hours at max acceptable ambient temperature
- ▲ Primary heatsinking included
- ▲ Color binned for consistent color

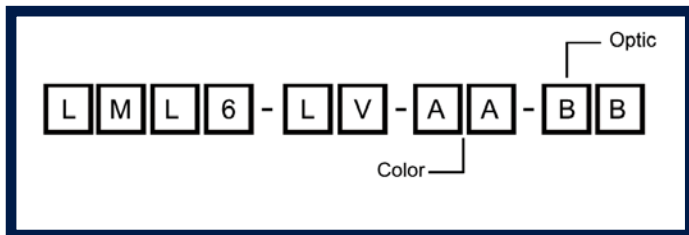
OPERATING CONDITIONS

- ▲ Operating Ambient temperature -30°C to +55°C
- ▲ Onboard driver model operates off 14-24VDC / 11-17VAC input
- ▲ Max modules per run = 10 @ 12VAC, 16 @ 24VDC input
- ▲ Typical power consumption 8.0W per module
- ▲ Additional heatsinking required for optimal performance
- ▲ Current draw 580mA @ 12VDC input
290mA @ 24VDC input

APPLICATION

- ▲ Linear lighting
- ▲ Accent lighting
- ▲ Flood lighting
- ▲ Street & area lighting
- ▲ General illumination

ORDERING INFORMATION



MATERIALS / FINISH

- ▲ Six premium LUXEON Rebel LEDs per module
- ▲ Anodized cast aluminum heatsink
- ▲ Dialight-Lumidrives optics (OPC 11 Series)
- ▲ Onboard 350mA constant current driver

Color (AA)

CW = Min 80 lumen 'v bin'
Cool white 5300K

NW = Min 70 lumen 's bin'
Neutral white 3950K

WW = Min 50 lumen 'n bin'
Warm white 2950K

*Optic (BB)

SP = 5 degree spot

MD = 8 degree spot

WD = 20 degree wide

OV = 5X25 degree oval

FR = 7 degree frosted spot

Connectors

LML6-LV-CON-CAB (sold separately)
Entry cable, power supply to 1st module

LML6-LV-M2M-CAB (ships w/ 1 in box)
Connection cable (module to module)

** Cables use AWG 20 wires*

**All angles are half divergence*

Dialight-Lumidrives Ltd.

York House • Wetherby Road • Long Marston, York, YO26 7NH
Tel: +44(0) 1904 739150 • Fax: +44(0) 1904 737926 • www.dialight.com



Dialight Corporation

1501 Route 34 South • Farmingdale, NJ 07727 USA
Tel: (1) 732-919-3119 • Fax: (1) 732-751-5778 • www.dialight.com



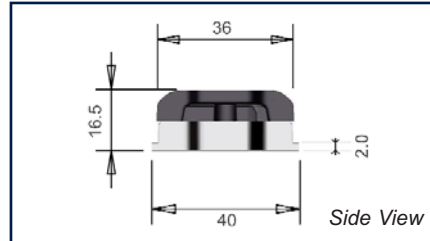
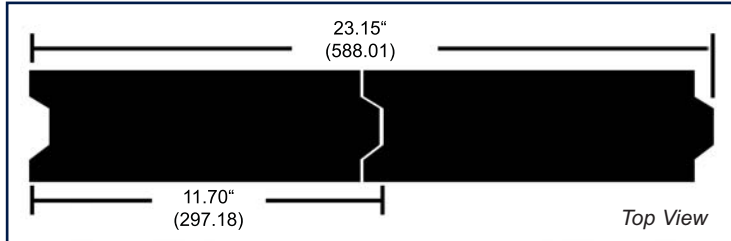
MDEXLUMPWMLV_A

MECHANICAL DIMENSIONS

11.7" x 1.498" x 0.585"
(297.18mm x 38.05mm x 14.86mm)

Mounting hole spacing = 3.22" [81.8mm].
Max screw size #8

Total length for "Z" units connected end to end =
(Z x 11.7) - ((Z-1) x 0.25) (inches)
(Z x 297.2) - ((Z-1) x 6.35) (mm)



Example: 2 units total length = 23.15" [588.01]

ASSEMBLY INFORMATION



1) Remove cover from module (**Do not remove mask**)

2) Connect **LML6-LV-M2M-CAB** quick connect cables between modules as indicated in the photo. If desired, insert 8/32 or M6 mounting screws in holes provided.

3) Wire between cables may be routed through end as indicated in photo or around side of module.

4) Connect **LML6-LV-CON-CAB** into front of first module.

5) Replace cover.

6) Connect leads on **LML6-LV-CON-CAB** to low voltage power supply. Red wire to +, black wire to -

PHOTOMETRIC DATA

IES 32 files available, consult factory

Dialight reserves the right to make changes at any time in order to supply the best product possible.

Dialight-Lumidrives Ltd.

York House • Wetherby Road • Long Marston, York, YO26 7NH

Tel: +44(0) 1904 739150 • Fax: +44(0) 1904 737926 • www.dialight.com



Dialight Corporation

1501 Route 34 South • Farmingdale, NJ 07727 USA

Tel: (1) 732-919-3119 • Fax: (1) 732-751-5778 • www.dialight.com



MDEXLUMPWMLV_A