

Dialight Lumidrives

CL2 SERIES



FEATURES / BENEFITS

- ▲ Ultra slim design, less than 1/2" (13mm) high
- ▲ 70% lumen maintenance @ 50,000+ hr life @ 25°C ambient temperature
- ▲ Low energy use, no IR or UV emissions
- ▲ Modular "quick connect" system for easy installation
- ▲ Designed for even LED spacing over linear runs, no hotspots or dark spots between fixtures
- ▲ Cool to touch, suitable for direct mounting on flammable surfaces
- ▲ Onboard constant current driver with low voltage input
- ▲ ETL listed to UL standards for dry locations (pending)
- ▲ Utilizes the latest high efficiency LED technology

APPLICATIONS

The CL2 Series is designed for use in a wide range of lighting applications, especially areas which benefit from its ultra slim profile, low energy and long operating life. Designed around the latest LED technology, the CL2 series represents true innovation in lighting, delivered in a package which blends seamlessly into it's surroundings. Sample applications include, but not limited to: Cove and cornice lighting, shelf lighting, integrated into furniture, under counters, stair hand rails, display cases, task lighting.

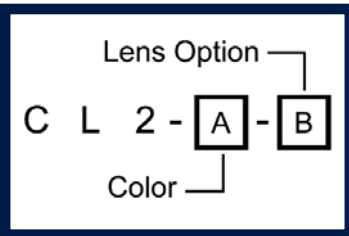
OPERATING CONDITIONS

- ▲ Ambient temperature -20°C to +45°C (-4°F to +131°F)
- ▲ Input voltage 24VDC. Use only class 2 power supplies
- ▲ Power consumption 5.3W per module
Does not include power supply losses
- ▲ Max # of modules connected per run = 20. Up to 16 modules can be operated on a 100W power supply

MATERIALS/FINISH

- ▲ Anodized aluminum module base with polycarbonate lens
- ▲ Plug & play connector system
- ▲ Onboard constant current driver
- ▲ 4 high output 1W LEDs per module
- ▲ 20AWG, PTFE cable - UL E213967 rated

ORDERING INFORMATION



| LED Color | Catalog Number (A) | CCT/dom Wavelength | Min Luminous Flux per Module (lumens) | Typical Luminous Flux per Module (lumens) | CRI | Lens (B) |
|---------------------|--------------------|--------------------|---------------------------------------|---|-----|-------------|
| Cool White | C | 5000K | 288 | 342 | 75 | C = Clear |
| Neutral White | N | 4100K | 242 | 288 | 75 | |
| Warm White | W | 3000K | 204 | 242 | 75 | F = Frosted |
| High CRI Warm White | Z | 3000K | 171 | 204 | 92 | |

*Note: Special colors available, consult factory.
LED data is led manufacturers test data at 25C Tj. Light output at max acceptable ambient temp will be approximately 15-20% lower depending on the thermal conductivity of the mounting surface. Clear lens will reduce fixture output by additional 8-10%, and frosted lens by additional 21-24%.*

Connectors (sold separately)

- CL2-E2E = End to end module connector
- CL2-FLEX = 2 1/2" flexible end to end connector
- CL2-EXTEND = 39" flexible end to end connector
- CL2-START = 3 meter start cable (power supply to first module)
- CL2-END = End plug

Dialight Lumidrives

York House • Weatherby Road • Long Marston, York, YO26 7NH
Tel: 0845 6346161 • Fax: 0845 6346160 • www.dialight.com

PRIVATE LABEL OEM PROGRAM

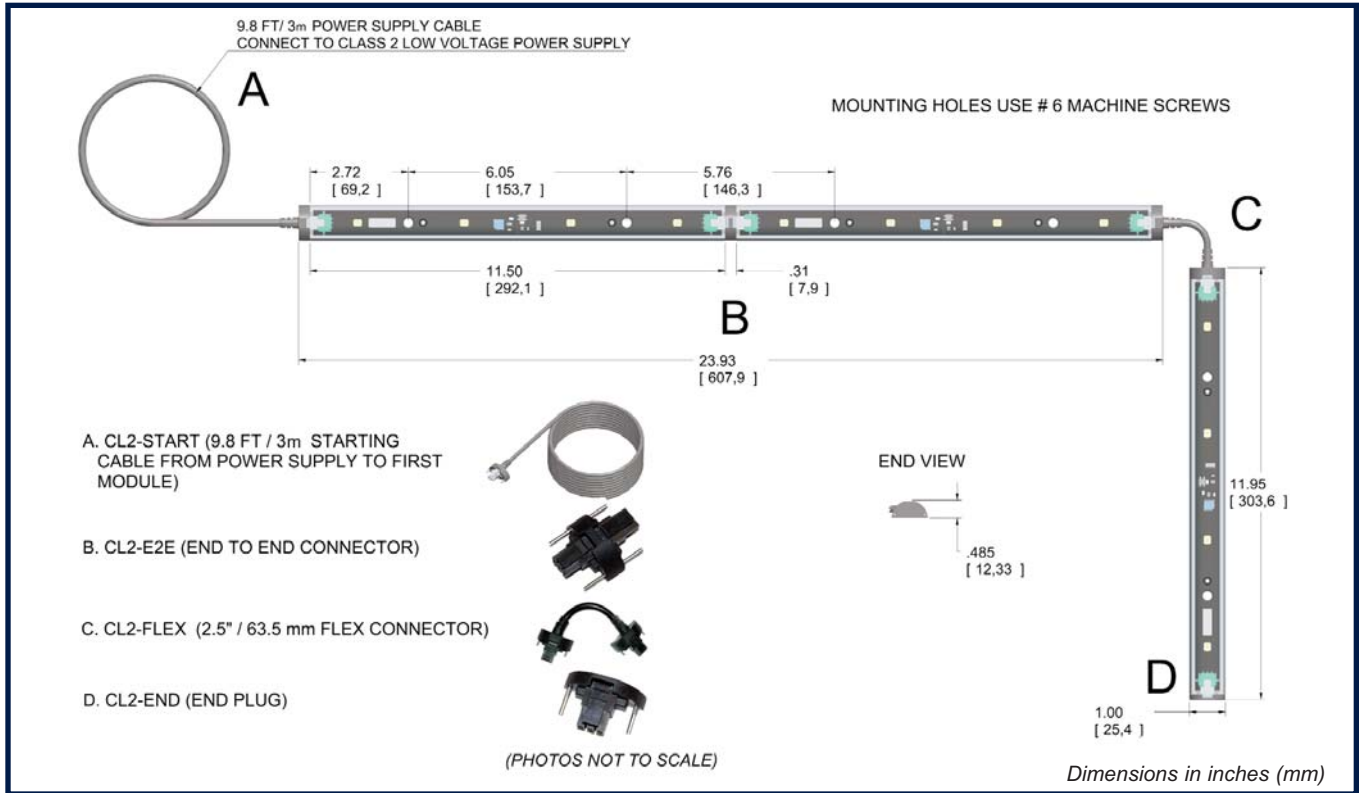
Dialight Corporation

1501 Route 34 South • Farmingdale, NJ 07727 USA
Tel: (1) 732-919-3119 • Fax: (1) 732-751-5778 • www.dialight.com



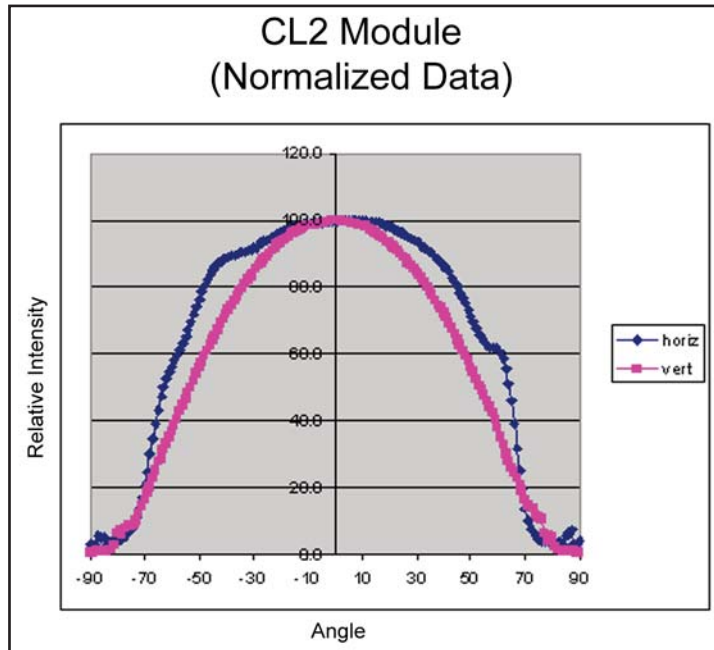
MDEXLUMCL2_A

MECHANICAL DIMENSIONS



Requires Class 2 low voltage power supply (purchased separately)
 Total power consumption of modules should not exceed rating of power supply
 Observe minimum rating of power supply used

PHOTOMETRIC DATA



IES 32 files available - consult factory

Dialight reserves the right to make changes at any time in order to supply the best product possible.

Dialight Lumidrive

York House • Weatherby Road • Long Marston, York, YO26 7NH
 Tel: 0845 6346161 • Fax: 0845 6346160 • www.dialight.com

PRIVATE LABEL OEM PROGRAM

Dialight Corporation

1501 Route 34 South • Farmingdale, NJ 07727 USA
 Tel: (1) 732-919-3119 • Fax: (1) 732-751-5778 • www.dialight.com



MDEXLUMCL2_A